



[Select a New County](#) [Return to Previous Page](#)

## Tohickon Valley El Sch (2012 - 2013)

Fast Facts

Scoring

Academic Performance

Compare

School Supports

### Building Level Academic Score

 **80.0**

Select View Calculation below to see the detailed calculation used to determine the building level academic score.

 [View Calculation](#)

### Federal Accountability Designation

**Title I School: No Designation**

Federal Accountability Measures

Federal Accountability Descriptions

Required Federal Reporting Measures [www.eseafedreport.com](http://www.eseafedreport.com)

### Academic Performance Fast Facts

(Select any data element for its definition.)

























<a href="#">PSSA/Keystone Proficiency Reported for Grade(s)</a>	3,4,5
<a href="#">Test Participation Rate: Mathematics/Algebra I - All Students</a>	99.6
<a href="#">Test Participation Rate: Reading/Literature - All Students</a>	100.0
<a href="#">Test Participation Rate: Science/Biology - All Students</a>	100.0
<a href="#">Test Participation Rate: Writing - All Students</a>	100.0
<a href="#">Students Eligible for Opportunity Scholarship Tax Credit Program</a>	No
<a href="#">SAT Subject Scores (Averages)</a>	
Math	NA
Reading	NA
Writing	NA
<a href="#">ACT Subject Scores (Averages)</a>	
Math	NA
Reading	NA
English	NA
Science	NA

### Academic Performance Data

(This data is used to determine the building level academic score.)

> 100
  90-100
  80-89.9
  70-79.9
  60-69.9
  < 60
  Not Applicable (NA)
  Insufficient Sample (IS)

(Select any data element for further detail.)

Data Element	Performance Measure
<b>Indicators of Academic Achievement</b>	
<a href="#">Mathematics/Algebra I - Percent Proficient or Advanced on PSSA/Keystone</a>	 89.73
<a href="#">Reading/Literature - Percent Proficient or Advanced on PSSA/Keystone</a>	 81.33
<a href="#">Science/Biology - Percent Proficient or Advanced on PSSA/Keystone</a>	 97.30
<a href="#">Writing - Percent Proficient or Advanced on PSSA</a>	 65.33
<a href="#">Industry Standards-Based Competency Assessments - Percent Competent or Advanced</a>	 NA
<a href="#">Grade 3 Reading - Percent Proficient or Advanced on PSSA</a>	 84.72
<a href="#">SAT/ACT College Ready Benchmark</a>	 <u>NA</u>
<b>Indicators of Closing the Achievement Gap - All Students</b>	
<a href="#">Mathematics/Algebra I - Percent of Required Gap Closure Met</a>	 NA
<a href="#">Reading/Literature - Percent of Required Gap Closure Met</a>	 NA
<a href="#">Science/Biology - Percent of Required Gap Closure Met</a>	 NA
<a href="#">Writing - Percent of Required Gap Closure Met</a>	 NA
<b>Indicators of Closing the Achievement Gap - Historically Underperforming Students *</b>	
<a href="#">Mathematics/Algebra I - Percent of Required Gap Closure Met</a>	 NA
<a href="#">Reading/Literature - Percent of Required Gap Closure Met</a>	 NA
<a href="#">Science/Biology - Percent of Required Gap Closure Met</a>	 NA
<a href="#">Writing - Percent of Required Gap Closure Met</a>	 NA
<b>Indicators of Academic Growth/PVAAS</b>	
<a href="#">Mathematics/Algebra I - Meeting Annual Academic Growth Expectations</a>	 70.00
<a href="#">Reading/Literature - Meeting Annual Academic Growth Expectations</a>	 63.00
<a href="#">Science/Biology - Meeting Annual Academic Growth Expectations</a>	 100.00
<a href="#">Writing - Meeting Annual Academic Growth Expectations</a>	 50.00
<b>Other Academic Indicators</b>	
<a href="#">Cohort Graduation Rate</a>	 NA
<a href="#">Promotion Rate **</a>	 NA
<a href="#">Attendance Rate</a>	 96.61
<a href="#">Advanced Placement, International Baccalaureate Diploma, or College Credit</a>	 <u>NA</u>
<a href="#">PSAT/Plan Participation</a>	 <u>NA</u>
<b>Extra Credit for Advanced Achievement</b>	
<a href="#">Percent PSSA/Keystone Advanced - Mathematics/Algebra I</a>	61.61
<a href="#">Percent PSSA/Keystone Advanced - Reading/Literature</a>	37.33
<a href="#">Percent PSSA/Keystone Advanced - Science/Biology</a>	70.27
<a href="#">Percent PSSA Advanced - Writing</a>	0.00
<a href="#">Percent Advanced - Industry Standards-Based Competency Assessments</a>	NA
<a href="#">Percent 3 or Higher on an Advanced Placement Exam</a>	<u>NA</u>

\* Indicators of closing the achievement gap will be included in 2013 - 2014