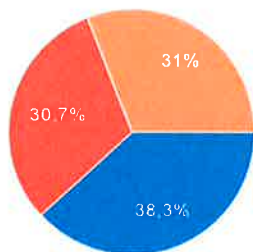


664 responses

[Publish analytics](#)

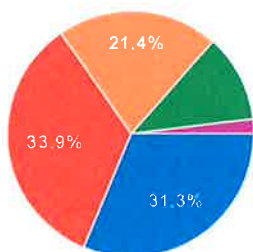
Summary

What is your grade level?



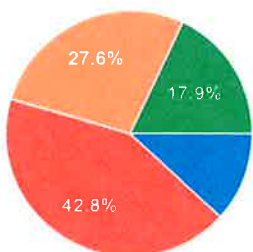
Grade 10	254	38.3%
Grade 11	204	30.7%
Grade 12	206	31%

How would you describe the majority of your core classes?



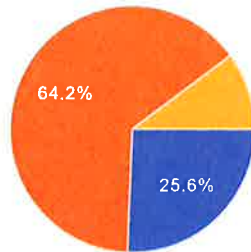
College Preparatory	208	31.3%
Honors	225	33.9%
Advanced Placement	142	21.4%
UBCTS/College Prep	76	11.4%
Other	13	2%

This year, completing my homework and turning it in on time helped me learn the content in...



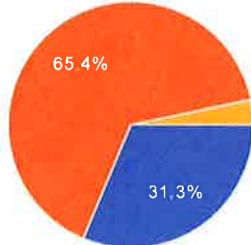
None of my classes	78	11.7%
Some of my classes	284	42.8%
Most of my classes	183	27.6%
All of my classes	119	17.9%

How has the new grading system changed your homework completion?



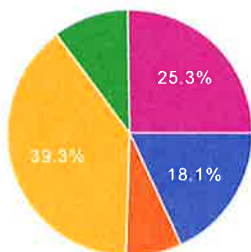
I complete more of my homework than last year.	170	25.6%
The amount of homework I complete has not changed.	426	64.2%
I complete less of my homework than last year.	68	10.2%

How did the change in remediation practices (reassessments capped at a 70%) affect your study habits for assessments?



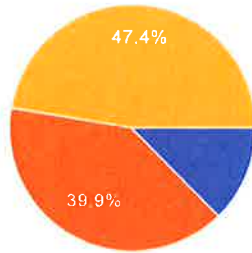
I put more effort into preparing for initial assessments as compared to last year.	208	31.3%
There is no change in my effort for preparing for initial assessments.	434	65.4%
I put less effort into preparing for initial assessments as compared to last year.	22	3.3%

Grading for remediated assessments next year should...



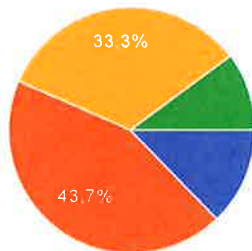
Keep the same cap (maximum score) of 70%	120	18.1%
Change the cap (maximum score) to 75%	49	7.4%
Change the cap (maximum score) to 80%	261	39.3%
Change the cap (maximum score) to 85%	66	9.9%
Change the cap (maximum score) to 90%	168	25.3%

How has the new grading system affected your learning?



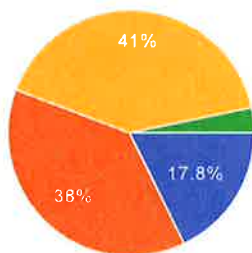
It was easier to master the content this year than previous years.	84	12.7%
There was no impact.	265	39.9%
It was more difficult to master the content this year.	315	47.4%

In comparison to last year, my teachers communicated about learning targets ...



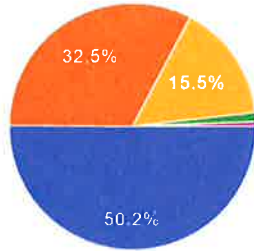
More than they did before.	85	12.8%
The same as they did before.	290	43.7%
Less than they did before.	221	33.3%
Not at all.	68	10.2%

My teachers make me feel they really care about me and my learning.



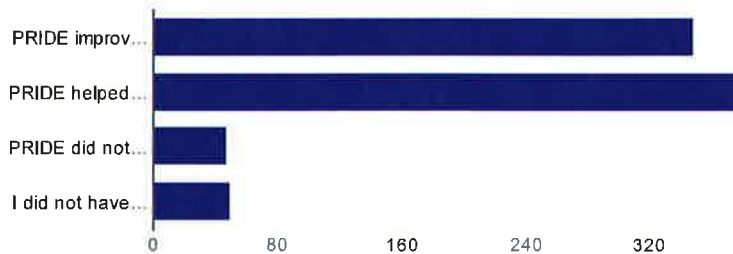
All of my teachers	118	17.8%
Most of my teachers	252	38%
Some of my teachers	272	41%
None of my teachers	22	3.3%

How has the new grading system affected your stress level leading up to assessments?



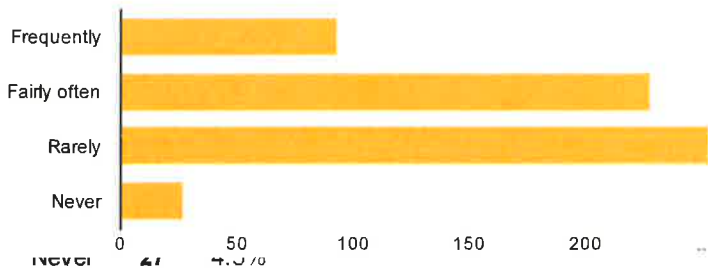
My stress level increased a lot.	333	50.2%
My stress level increased some.	216	32.5%
There was no change in my stress level.	103	15.5%
My stress level decreased some.	8	1.2%
My stress level decreased a lot.	4	0.6%

How did PRIDE help you this year?

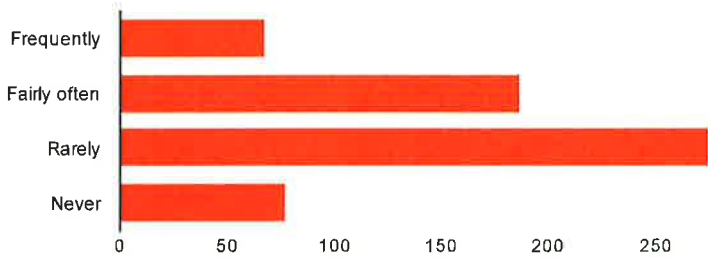


PRIDE improved my academic achievement.	348	52.7%
PRIDE helped me reduce academic pressures.	379	57.4%
PRIDE did not help me.	47	7.1%
I did not have PRIDE. (If you select this response, please skip the next question.)	50	7.6%

PRIDE Pass [How did you use your time in PRIDE this year?]

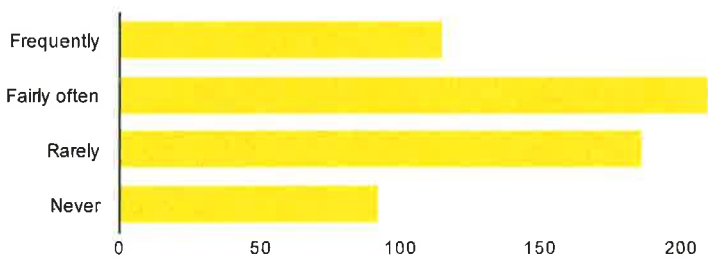


Work with teacher [How did you use your time in PRIDE this year?]



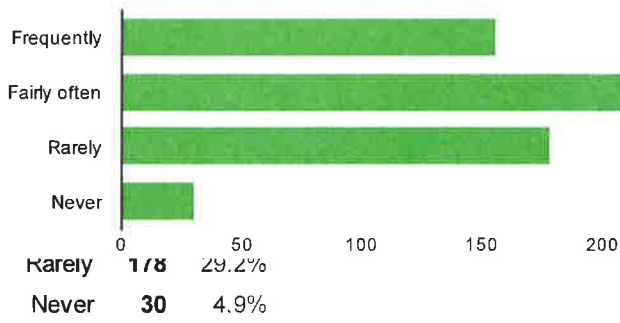
Frequently	67	11.1%
Fairly often	187	30.9%
Rarely	275	45.4%
Never	77	12.7%

Work with other students [How did you use your time in PRIDE this year?]

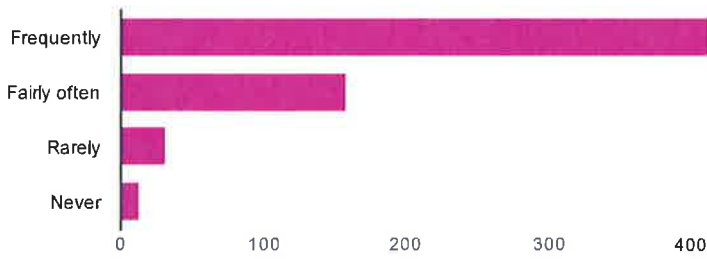


Frequently	115	19.1%
Fairly often	210	34.8%
Rarely	186	30.8%
Never	92	15.3%

Make up missed assignment [How did you use your time in PRIDE this year?]

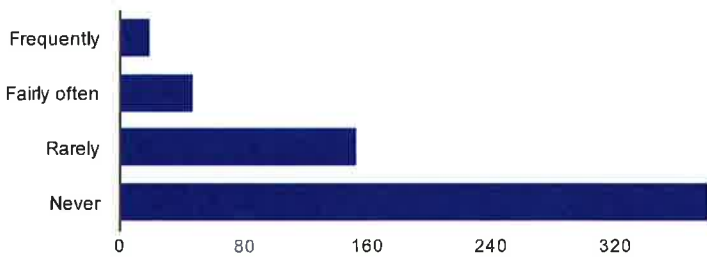


Work on homework [How did you use your time in PRIDE this year?]



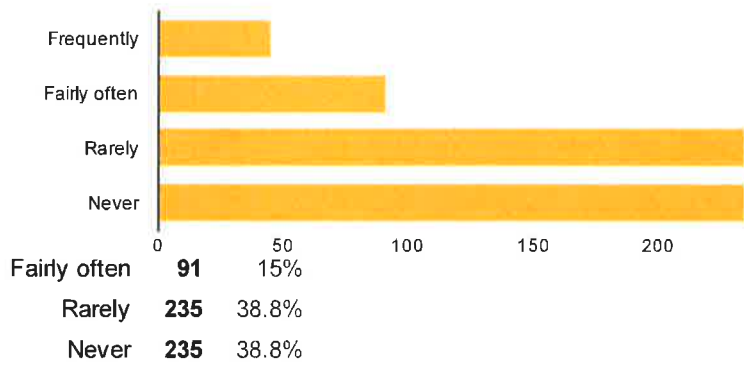
Frequently	413	67.2%
Fairly often	158	25.7%
Rarely	31	5%
Never	13	2.1%

Club activity [How did you use your time in PRIDE this year?]

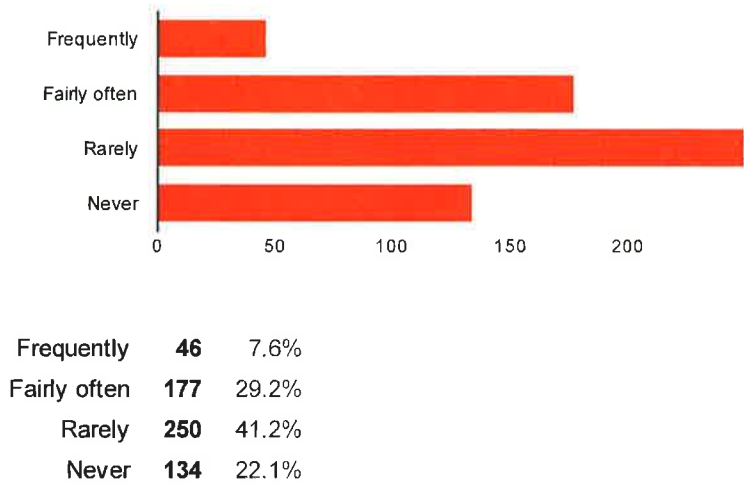


Frequently	19	3.2%
Fairly often	46	7.7%
Rarely	153	25.5%
Never	381	63.6%

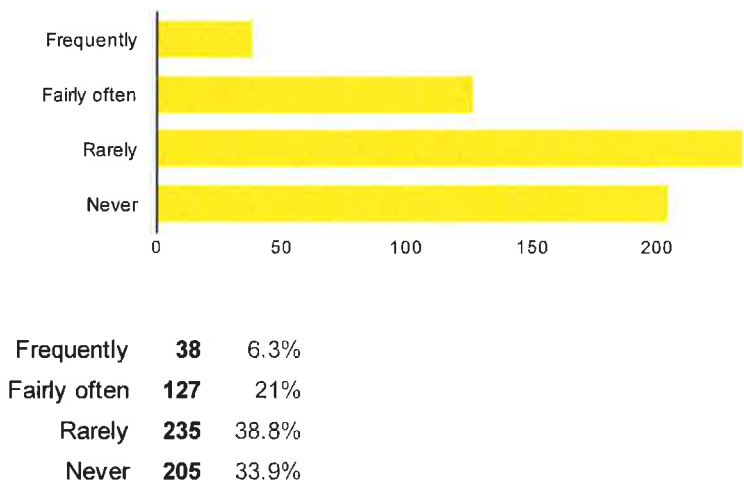
Waste time [How did you use your time in PRIDE this year?]



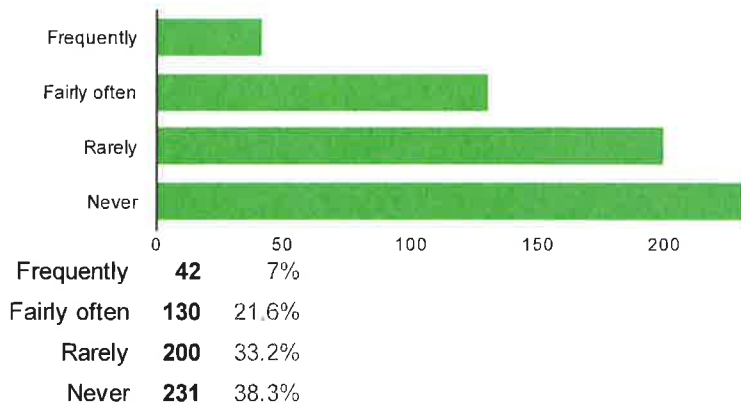
Read [How did you use your time in PRIDE this year?]



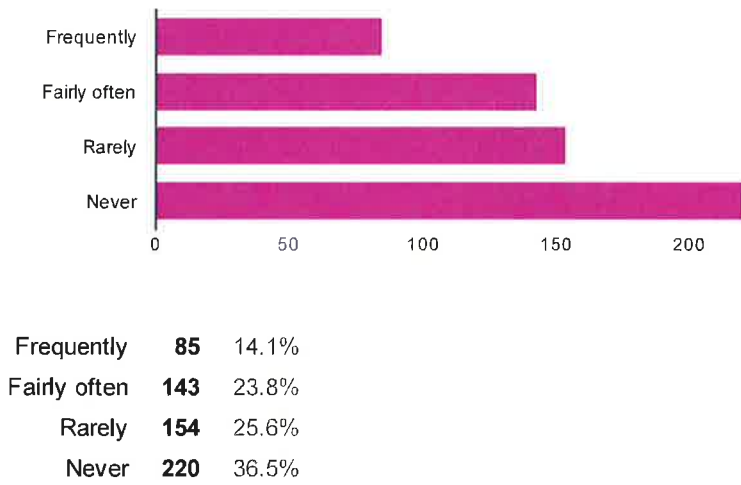
College/Career activity [How did you use your time in PRIDE this year?]



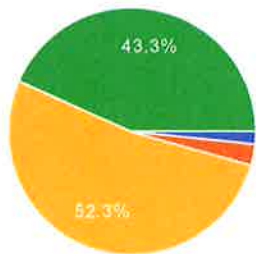
General enrichment activity [How did you use your time in PRIDE this year?]



Study group/AP exam prep [How did you use your time in PRIDE this year?]

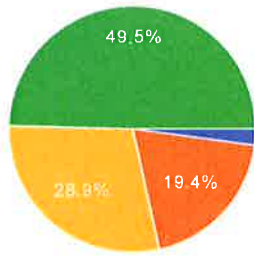


How should PRIDE be constructed for 2015-2016?



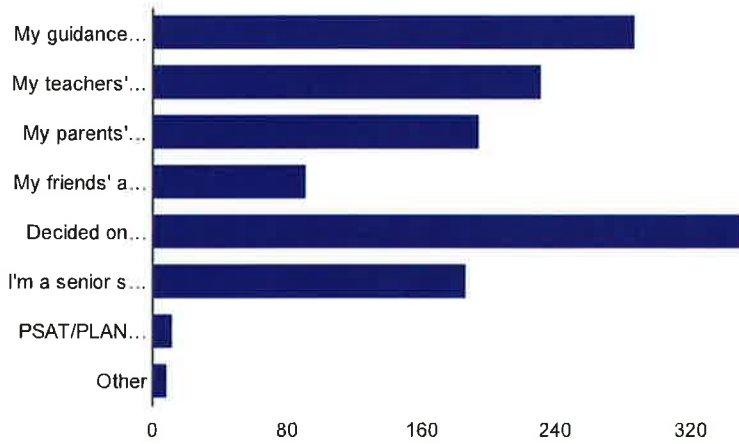
Response	Count	Percentage
Eliminate PRIDE.	11	1.7%
Decrease PRIDE time.	18	2.7%
Increase PRIDE time.	345	52.3%
Keep PRIDE time the same.	286	43.3%

How often did you meet with your guidance counselor this year?



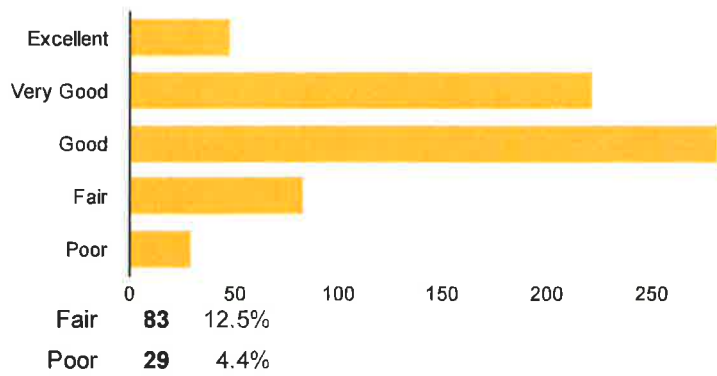
Not at all	14	2.1%
One time	129	19.4%
Two times	192	28.9%
Three times or more	329	49.5%

How did you make your course selection decisions for next year?

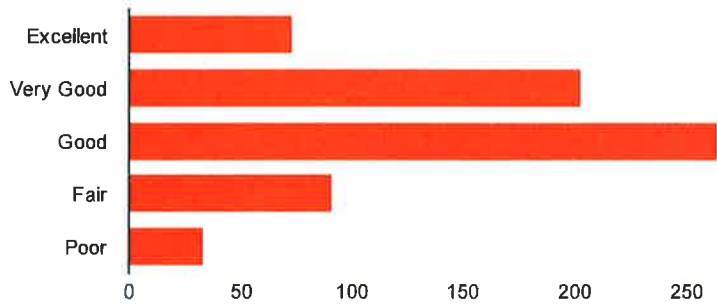


My guidance counselor's advice	288	43.4%
My teachers' advice	231	34.8%
My parents' advice	194	29.2%
My friends' advice	91	13.7%
Decided on my own	350	52.7%
I'm a senior so I didn't select courses for next year	186	28%
PSAT/PLAN data	12	1.8%
Other	9	1.4%

Academics [Thinking about the overall climate in the high school, how would you rate the following?]

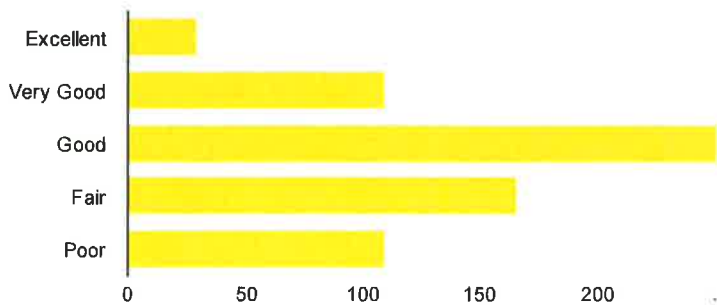


Activities [Thinking about the overall climate in the high school, how would you rate the following?]



Excellent	73	11%
Very Good	203	30.6%
Good	264	39.8%
Fair	91	13.7%
Poor	33	5%

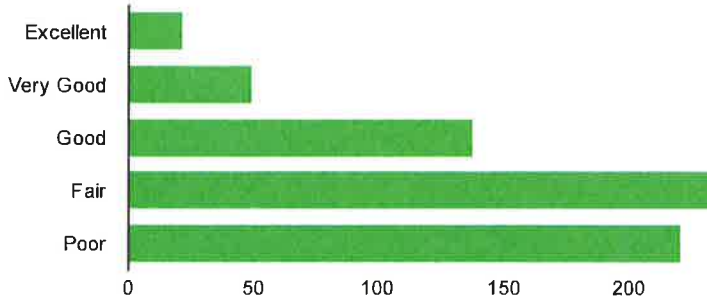
Facilities [Thinking about the overall climate in the high school, how would you rate the following?]



Excellent	29	4.4%
Very Good	109	16.4%
Good	251	37.8%

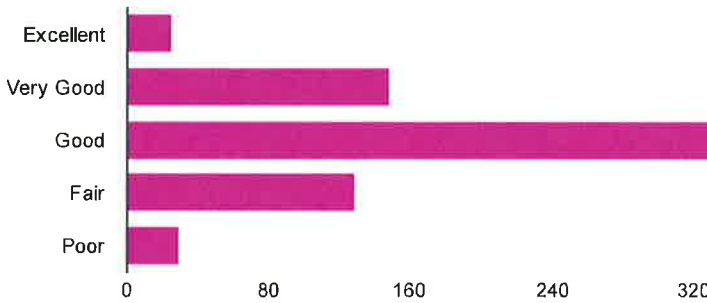
Fair **166** 25%
Poor **109** 16.4%

Food [Thinking about the overall climate in the high school, how would you rate the following?]



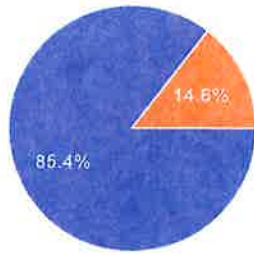
Excellent **21** 3.2%
Very Good **49** 7.4%
Good **138** 20.8%
Fair **235** 35.4%
Poor **221** 33.3%

Overall [Thinking about the overall climate in the high school, how would you rate the following?]



Excellent **25** 3.8%
Very Good **149** 22.4%
Good **332** 50%
Fair **129** 19.4%
Poor **29** 4.4%

For future graduating classes, where would you like to have the commencement ceremony?



	Stabler Arena (unlimited tickets)	567	85.4%
Alumni Field (tickets would be limited and the ceremony would be moved indoors if inclement weather)		97	14.6%